




GLOUCESTER ROBINSWOOD HEALTH CLUB




SCAN HERE
TO JOIN



CORE

- Gym, Pool, & Spa
- Full Opening Times
- Towel hire - £2
- Guest Pass - £15
- 1 Month Contract
- **£20 Joining Fee**

Type	Monthly	Annual
Adult	£50	£500
Joint	£90	£900
Family	£110	£1100
Child	£20	£200




ADVANCE

- Gym, Pool, & Spa
- Full Opening Times
- Towels Included
- 2 x Guest Passes per month
- 1 Month Contract
- **£20 Joining Fee**

OUR MOST POPULAR MEMBERSHIP!

Type	Monthly	Annual
Adult	£60	£600
Joint	£110	£1100
Family	£130	£1300
Child	-	-



ELEVATE

- Gym, Pool, & Spa
- Full Opening Times
- Towels Included
- 2 x Guest Passes per month
- Multi-Site Access
- No Contract
- Freeze Membership
- **£0 Joining Fee**

Type	Monthly	Annual
Adult	£70	£700
Joint	£130	£1300
Family	£150	£1500
Child	-	-

ABOUT

- Opening Times: Mon-Fri 6:30am-9pm, Sat-Sun 7:30am-8pm
- 10% discount available for NHS, blue light, armed forces & Over 65s
- Last Entry is 30 minutes Before Pool Closing Time
- Swimming Pool Closes 15 minutes before Club Closing Time.
- Kid's Swim Times: 8am-6pm Mon-Fri & 8am-10am, 2-6pm Weekends
- Adult:Child Ratio is 1:2

Type	Adult	Guest	5-15	0-4	Family
Day Pass	£20	£15	£5	£0	£40